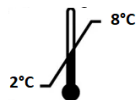


## 10X RBC Lysis Buffer

**REF** EX6122

**Quantity:** 10ml



**RUO**



\*(Long Storage, keep at -20 °C) \*

### Components

Contents	Amounts
10X RBC Lysis Buffer	10ml

### Description

RBC lysis Buffer is formulated for optimal red blood cell lysis prior to RNA or DNA extraction from different amounts of the whole human blood stabilized with any common anticoagulant, such as citrate, heparin, or EDTA for any downstream application.







### Protocol

- 1) Add 2 ml of 1X \* RBC lysis buffer to each tube containing up to 200 µl of whole blood\*  
(10 volumes of 1X RBC lysis buffer to 1 volume of whole blood).
- 2) Gently invert and incubate at room temperature for 10 minutes.
- 3) Centrifuge at 4000 rpm for 5 minutes at 4°C.
- 4) Discard the supernatant without disturbing the pellet.
- 5) Add 1 ml of 1X RBC lysis buffer and gently invert, then incubate at room temperature.
- 6) Centrifuge at 4000 rpm for 5 minutes at 4°C Repeat previous steps if red or pink color is observed in or around the pellet.
- 7) Use WBCs pellet for downstream applications.


## Notice

- 1) Prepare 1X RBC Lysis Buffer from 10X RBC Lysis Buffer.
- 2) It is recommended to use fresh whole blood.

## Signs

Signs	Definitions
	Temperature range on product use
	Product end of life detection information
	For Research Use Only
	Name and address of the manufacturer of the product
	Product technical code
	Product shipping conditions



 Unit 9, Rouyesh building, Science and Technology Park, Tarbiat Modares University, Pajouhesh Blvd, Tehran, Iran

-  +982191082111
-  hi@sinaclon.com
-  www.sinaclon.com