

Reddy[®] to use PCR Master Mix, 2X

REF

MM2062




100 TESTS/ 25 µl



Wet Ice

RUO



Components

Contents	Amounts
Master Mix, 2X	1.25 ml

Description

The SinaClon PCR Master Mix offers convenient reagents for PCR amplifications. The reagent of Master Mix is an optimized ready-to-use 2X PCR mixture of *Taq DNA Polymerase* (recombinant), PCR buffer, MgCl₂ and dNTPs. Master Mix contains all components for PCR, except DNA template and primers. Dye mixed to Reddy to use PCR Master Mix enable direct loading PCR products onto agarose gels.

SinaClon PCR Master Mix is sufficient for **100** amplification reactions of **25µl** volume.



Stability

The kit is stable at -20°C until expiration date. It should be better to aliquot Master Mix. Repeating freezing and thawing reduces the efficiency of master mix for a long time.

Guidelines and Recommendations

Since PCR is a powerful technique capable of amplifying trace amounts of DNA, all appropriate precautions should be taken to avoid cross-contamination. Ideally, amplification reactions should be assembled in a DNA-free environment. Use of aerosol-resistant barrier tips is recommended. Special care should be taken to avoid contamination with primers or template DNA between individual reactions. PCR products should be analyzed in an area separate from the reaction assembly area. A standard 25µl reaction uses 12.5µl of 2X PCR Master Mix, leaving 12.5µl for addition of primers and template. If the final Mg++ concentration is needed to be adjusted, the volume should be included in the primer and template solution in order to achieve final reaction volume of 25µl.







General Protocol for DNA amplification

The SinaClon PCR Master mix, 2X can be used for nearly all PCR applications. The only limitation is that the sample volume must not exceed half the total reaction volume. The optimal reaction conditions (incubation temperatures and times, concentration of template DNA and primer) depend on the template/primers system and must be determined individually.


All solutions should be thawed on ice, gently vortexed and briefly centrifuged. Add in a thin-walled PCR tube on ice:

For a total 25µl reaction volume		
Component of a Reaction	Volume	Final concentration
Master Mix (2X)	12.5µl	1X
Primers	Variable	(200 nM final concentration per primer is recommended) *
Template DNA	Variable	10pg - 1µg
Sterile Deionized Water	Up to 25µl	-

Signs

Signs	Definitions
	Temperature range on product use
	For Research Use Only
	Name and address of the manufacturer of the product
	Product technical code
	Product shipping conditions
	Number of usable tests



 Unit 9, Rouyesh building, Science and Technology Park, Tarbiat Modares University, Pajouhesh Blvd, Tehran, Iran

☎ +98219108211
 ✉ hi@sinaclon.com
 🌐 www.sinaclon.com